

INTERNATIONAL® eMV™ SERIES



Configuration: 107.9" BBC
Application: Truck
Motor: Direct Drive Electric



THE **ELECTRIC** TRUCK — DONE JUST RIGHT

Introducing the revolutionary International® **electric** MV™ Series, a truck built on the same proven foundation as the diesel MV Series, delivering an eMobility solution customers need at every stage of their vehicle's lifecycle. The new International eMV Series is what happens when you take the time to get things just right.






YOUR PARTNER FOR A SEAMLESS TRANSITION.

International in conjunction with Navistar's Next eMobility Solutions is a complete eMobility solutions provider, bringing knowledge and years of experience with technology and infrastructure to deliver customers the "just right" electric solution.



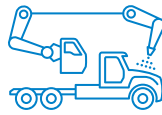
Consulting

We're here to guide you with route simulations, charging options, electrical infrastructure, operational plans, grant applications and much more



Charging

We're here to assist with various charging decisions starting at your utility provider for proper infrastructure, selecting the right charger option(s), and even providing service plans



Constructing

We construct the eMV employing the same processes and quality systems used to produce our other International Truck products



Connecting

Our connected solutions use the powerful foundation of today's OCC product, and are enhanced for electric vehicles



Conserving

We can provide environmentally friendly options at the batteries end of life in the vehicle. Batteries are useful beyond the vehicle

KEY eMV SERIES SPECS:

GVWR

- ▶ 25,999 and 33,000 lbs.

MODELS/BBC/BA

- ▶ MV60E
- ▶ 107.9" BBC, 40" BA

CAB CONFIGURATIONS

- ▶ Day Cab

WHEELBASE OPTIONS

- ▶ 217", 236", 254" & 272"

AXLE CONFIGURATIONS

- ▶ 4x2

REAR AXLE

- ▶ Single Rear Axle (4x2)
 - Dana Spicer 23,000 lb.

REAR SUSPENSION

- ▶ 21,000 lb single axle with shocks
- ▶ IROS Air Suspension

FRONT AXLE

- ▶ Dana Spicer I-Beam 12,000 lb.

FRONT SUSPENSION

- ▶ Spring, Parabolic Taper Leaf: 12,000 lbs.

FRAMES

- ▶ Heat Treated Alloy Steel 120,000 PSI

ELECTRICAL SYSTEM

- ▶ High Voltage - 210kWh Lithium Iron Phosphate with dedicated HVAC system
- ▶ Auxiliary Battery System
 - 12 volt, 2 AGM Batteries- Recharged through high voltage system
- ▶ 608 volt operating voltage
- ▶ LED Headlights

BRAKES

- ▶ Air Brakes with ABS, 4 channel Electronic Stability Program with Traction Control

STEERING

- ▶ TRW/Ross Power

MOTOR

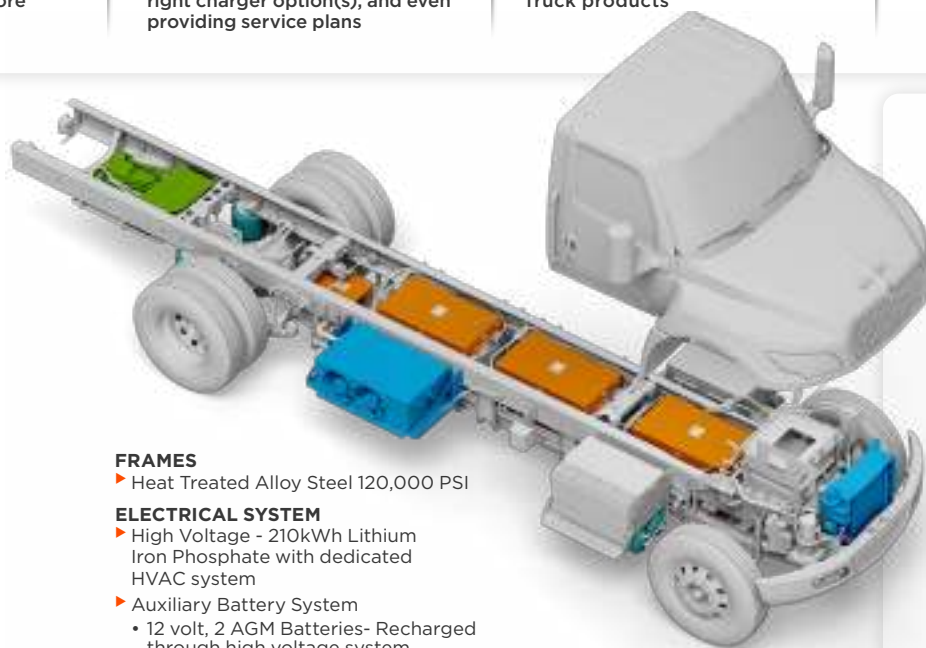
- ▶ Direct Drive Electric Motor
- ▶ Peak Motor Torque - 1,700 ft-lbs
- ▶ Continuous Motor Torque - 738 ft-lbs

TIRES

- ▶ Continental

RRR (REAR AXLE RATIO)

- ▶ 6.83



KEY eMV SERIES FEATURES

- ▶ Electrified powertrain - fully integrated ensuring all components are optimized to work with each other as a system
- ▶ 210kWh Lithium Iron Phosphate (LFP) batteries - fully enclosed inside frame rails
- ▶ Best in class regenerative braking on/off with three levels: 30%, 60% and 100%-- Maximizes driver control
 - Improved vehicle efficiency
 - Increases vehicle range
 - "One" pedal style driving capability, except for a complete stop
- ▶ State of the art driver display
 - Propulsion & regenerative load
 - State of charge indicator
 - Regenerative braking indicator
- ▶ Charging
 - SAE J1772 CCS1 AC/DC charging standard - ensures charging compatibility with most public chargers
 - 125KW/hour capable with a DC charger
 - Vehicle to Grid (V2G) capability standard equipment (DC charger required)
 - OCC standard for one year with enhanced eMobility features