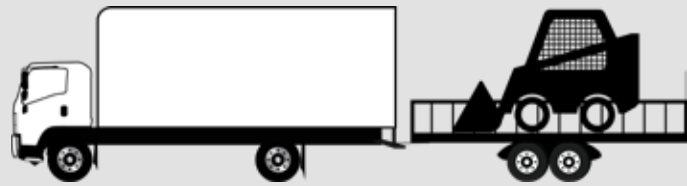


# FVR


30,000 LBS. GVWR  
CLASS 7



**33,000 lbs. GCWR**  
TRUCK WEIGHT & TRAILER WEIGHT



**BODY PAYLOAD**



**FULL AIR DUAL CIRCUIT BRAKES  
WITH ABS AND S-CAM DRUM**  
Front Drum 16.5 in. Rear Drum 16.5 in.




**TIRES**  
11R22.5 (14-pr)

## WEIGHTS AND MEASURES

Wheelbase (in.)	Curb Weight (lbs.)		Payload (lbs.)		Recommended Body Length (ft.)
	Min	Max	Min	Max	
152	10,011	10,343	22,657	22,989	14
170	10,089	10,421	22,579	22,911	16-18
188	10,605	10,937	22,064	22,396	18-20
200	10,726	11,058	21,943	22,275	20-22
212	10,849	11,181	21,820	22,152	22
224	10,970	11,302	21,699	22,031	22-24
236	11,092	11,424	21,577	21,909	24-26
248	11,213	11,545	21,455	21,787	26-30



50- or 100-GAL.  
FUEL TANK



6-SPEED AUTOMATIC  
ALLISON® 2500 RDS TRANSMISSION



CUMMINS  
B6.7L DIESEL ENGINE  
260 HP @ 2400 RPM  
660 LB-FT @ 1600 RPM

