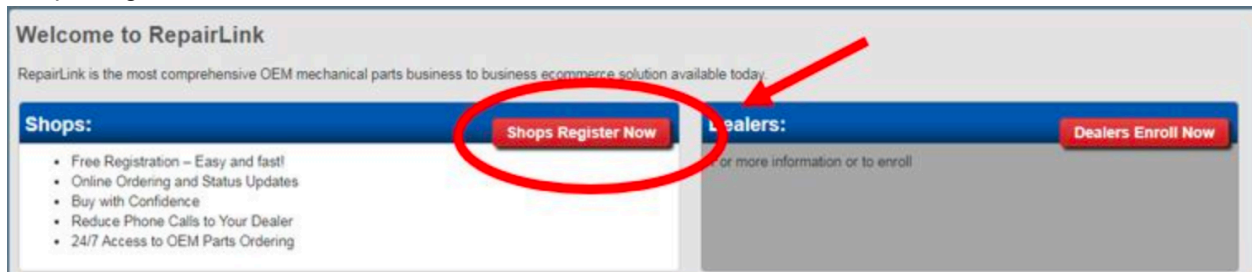


Navigating Repairlink Ordering with Ease

RepairLinkShop.com is your one-stop destination for all your truck parts needs! We understand that purchasing online parts might seem daunting, but fear not. This comprehensive tutorial will walk you through every step of the process, ensuring that your experience on RepairLinkShop.com is smooth, efficient, and satisfying. There are several ways to search for a part, and we will walk you through each option that best suits your needs. Let's dive in!

Step 1: Getting Started

1. Create an account to order parts online from Mid-State Truck Service on RepairLinkShop.com. Click the Shops Register Now button.



2. Complete the registration form. Make sure you choose **International@IC Bus** for the Parts Search View section at the top right and check the 'I Accept Terms of Use' box at the bottom of the page.

3. Add **Mid-State Truck Service** to your dealer list. Under the My Dealers drop down, choose Add Dealers, and select OEM International@IC Bus. Choose a radius in the top box to start a search.

Step 2: Finding the Right Parts

1. Access the Heavy Duty Truck Parts Search. Under the International / IC Bus tab, click **Begin Part Search Here**.



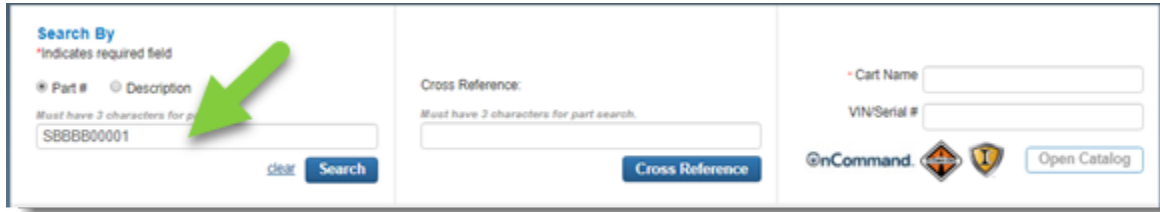
2. Verify dealer information. The dealer section will display your preferred heavy-duty truck dealer--if your RepairLink Shop administrator selected one. Otherwise, the closest dealer to your location will be displayed. If needed, click the Select Dealer drop-down to choose another dealer for the parts search.

Step 3: Multiple Options to Search For a Part

Option 1: Search by Part Number or Description

In the Search By feature on the left:

- Select **Part #** or **Description** to search.
- Type the complete or partial International or IC Bus part number or a description of the part in the provided field.
- Click **Search**.



The screenshot shows a search interface with three main sections. On the left, under 'Search By', there are two radio buttons: 'Part #' (selected) and 'Description'. Below them is a search input field containing 'SBBBB00001' and a 'Search' button. A green arrow points to the 'Part #' radio button. In the middle, there is a 'Cross Reference' section with an empty input field and a 'Cross Reference' button. On the right, there are input fields for 'Cart Name' and 'VIN/Serial #', along with an 'Open Catalog' button and the 'nCommand' logo.

The part will be displayed in the search results if a single match is found. **Note:** Cross references will not be displayed. If multiple parts are returned, use the Part Categories to select the correct one.



The screenshot shows a product details page. At the top, it says 'Part Search > Throttle Body > Details' and 'Showing details for "SBBBB00001"'. Below this is a product image of a fuel injection throttle body assembly. To the right of the image, the product name 'FUEL INJECTION THROTTLE BODY ASSEMBLY' is displayed in large blue letters. Below the name, the part number 'Part #: SBBBB00001', 'Hazardous materials: No', and 'VMRS Code: 001-001-001' are listed. To the right of the product name, the price '\$211.45' is shown in green. Below the price, the following information is displayed: 'List Price: \$211.45', 'Available: 0', and 'POC: N/A'. At the bottom right, there is a 'Qty Req: 1' dropdown menu and an 'Add To Cart' button.

Review Detailed Product Pages: Click on the product to view detailed descriptions, specifications, and compatibility information. Make sure the part matches your requirements before adding it to your cart.

Note: To zoom in on any part of the image, move over it with your mouse.

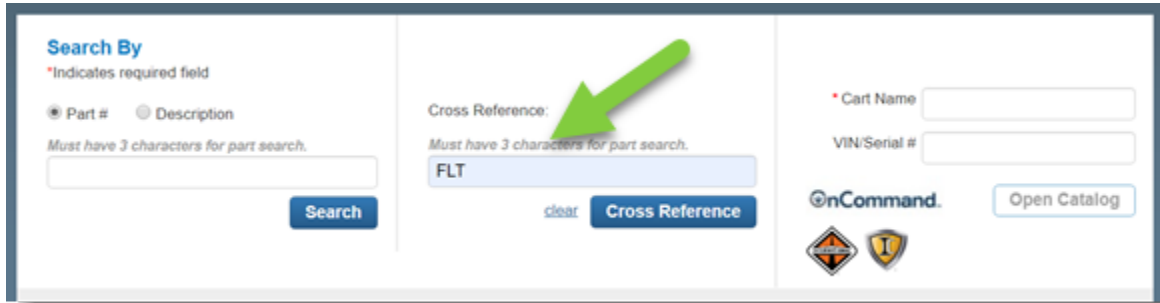
Adding Items to Your Cart: Select Quantity: Determine the part quantity you need and add it to your cart. Double-check your selection to avoid any errors in your order. Review the pricing and availability of the part. Click Add To Cart.

Review Your Cart: Before proceeding to checkout, review the items in your cart. Ensure that you have all the necessary parts and quantities listed.

Option 2: Search by Cross Reference Number

Use the Cross Reference search to see all available options for a specific part number. The results will contain all matching non-International/IC Bus parts cross-references that are active and available within Navistar's Parts Information Master.

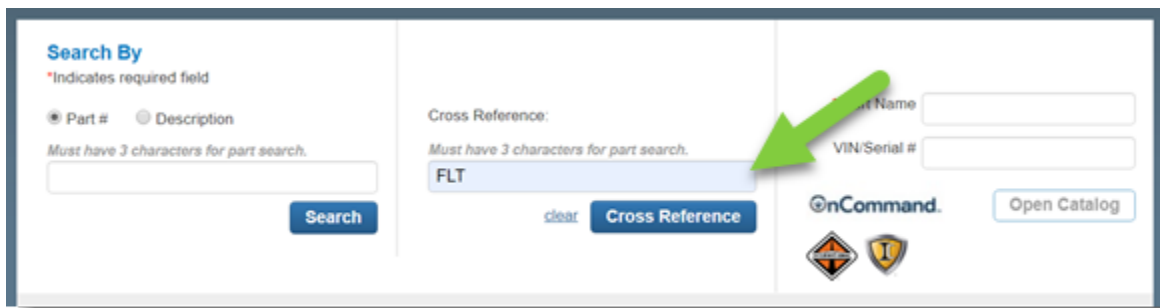
Type at least three characters of the part number in the provided field.



The screenshot shows the search interface with the following elements:

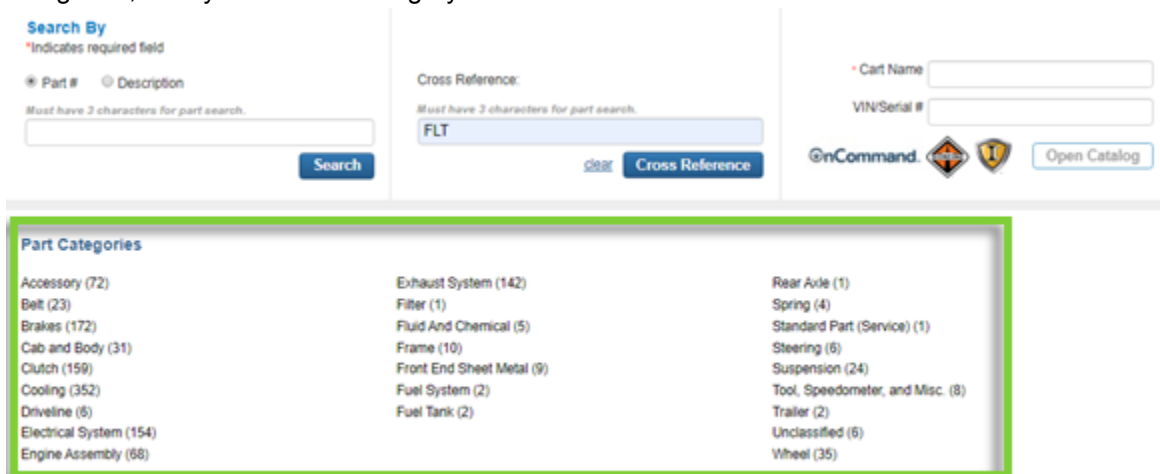
- Search By:** Includes radio buttons for "Part #" (selected) and "Description". A note says "*Indicates required field". Below is a text input field with the placeholder "Must have 3 characters for part search." and a "Search" button.
- Cross Reference:** A text input field containing "FLT" with a green arrow pointing to it. A note says "Must have 3 characters for part search." Below the field are "clear" and "Cross Reference" buttons.
- Right Side:** Includes input fields for "Cart Name" and "VIN/Serial #", both with asterisks indicating they are required. Below these are the "OnCommand." logo, two small icons, and an "Open Catalog" button.

Click the **Cross Reference** button.



This screenshot is identical to the previous one, but with a green arrow pointing to the "Cross Reference" button.

If your search returns are all in one category, part details will be displayed. If results fall into multiple categories, click your desired category.



The screenshot shows the search interface with the "Part Categories" section highlighted by a green border. The categories and their counts are:

Category	Count
Accessory	72
Belt	23
Brakes	172
Cab and Body	31
Clutch	159
Cooling	352
Driveline	6
Electrical System	154
Engine Assembly	68
Exhaust System	142
Filter	1
Fluid And Chemical	5
Frame	10
Front End Sheet Metal	9
Fuel System	2
Fuel Tank	2
Rear Axle	1
Spring	4
Standard Part (Service)	1
Steering	6
Suspension	24
Tool, Speedometer, and Misc.	8
Trailer	2
Unclassified	6
Wheel	35

Review the pricing and availability information.
Change the **Qty. Req.** field if you need more than one part.

Search By
*Indicates required field
● Part # ○ Description
Must have 3 characters for part search.
Search

Cross Reference:
Must have 3 characters for part search.
FLT
Clear Cross Reference

Cart Name
VIN/Serial #
OnCommand. Open Catalog

Part Search > Steering > results for "FLT" 6 results for "FLT"

Go Back

Filter Results
Category
Tie Rod End (1)

PUMP, POWER STEERING (WITH AIR COMPRESSOR)
Part #: 3514596C91
Weight: 6.27KG, Hazardous materials: No
List Price: \$521.22
Available: Available
PDC: N/A
Qty Req: 1
Add To Cart

KIT U JOINT 1710 HALF RD
Part #: M675X
Weight: 8.29KG, Hazardous materials: No
List Price: \$59.54
Available: Available
PDC: N/A
Qty Req: 1
Add To Cart

Click **Add To Cart** to send the part to your shopping cart.

Part Search > Steering > results for "FLT" 6 results for "FLT"

Go Back

Filter Results
Category
Tie Rod End (1)

PUMP, POWER STEERING (WITH AIR COMPRESSOR)
Part #: 3514596C91
Weight: 6.27KG, Hazardous materials: No
List Price: \$521.22
Available: Available
PDC: N/A
Qty Req: 1
Add To Cart

Repeat this process to add additional parts, if needed.

Option 3: Locate Parts in the OnCommand Parts Information Catalog

You must select a Navistar preferred dealer.
In the Search By feature on the right:

- Type a name for the order in the Cart Name field. (Consider using the *Make/Year/Model* or *VIN* to identify the order.)
- Type the truck's full VIN or eight-digit chassis number in the VIN/Serial # field.
- Click Open Catalog.

Search By
*Indicates required field
● Part # ○ Description
Must have 3 characters for part search.
Search

Cross Reference:
Must have 3 characters for part search.
Cross Reference

Cart Name
VIN/Serial #
OnCommand. Open Catalog

If the VIN/Serial # provided is valid, the On Command Parts Information Catalog will display in a new browser tab or window.

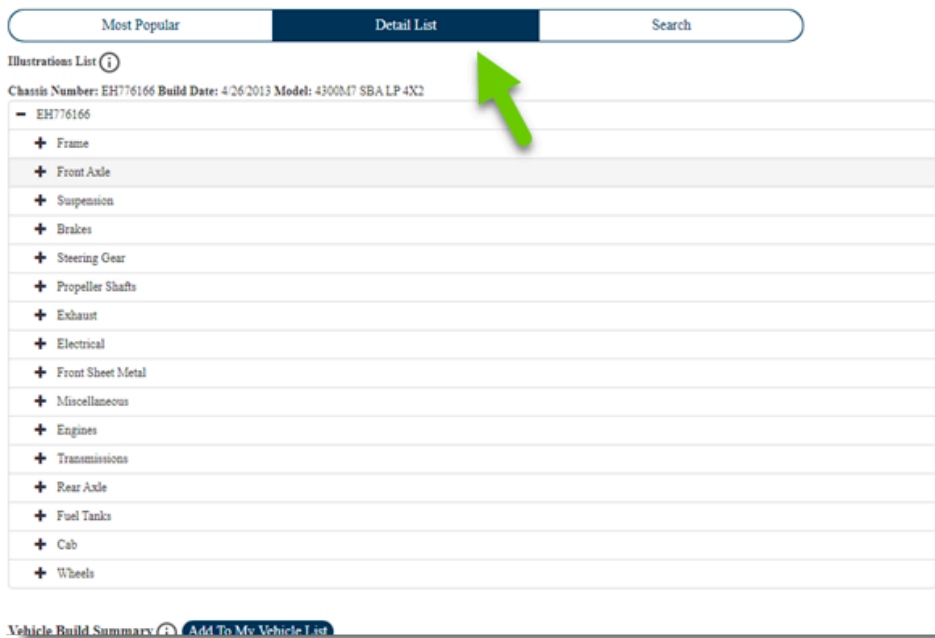
Vehicle Build Summary	Add To My Vehicle List
VIN NUMBER:	00000000000000000000
VEHICLE MODEL:	4300M7 SBA LP 4X2
VEHICLE BUILD DATE:	4/26/2013
GROSS VEHICLE WEIGHT RATING:	20000
WHEEL BASE:	175.2 IN / 445.0 CM
AFTER FRAME DIMENSION:	63 IN / 160.0 CM
GEAR RATIO:	4.88
PAINT CODE:	9036
ENGINE MODEL:	MAXXFORCE 7, 300 HP/2800 RPM GOV SPD
ENGINE SERIAL NUMBER:	2Y5341758
ENGINE BUILD DATE:	4/17/2013
MAX HORSEPOWER RATING:	300
TORQUE RATING:	660

Use one of the following options to locate your parts in the catalog.

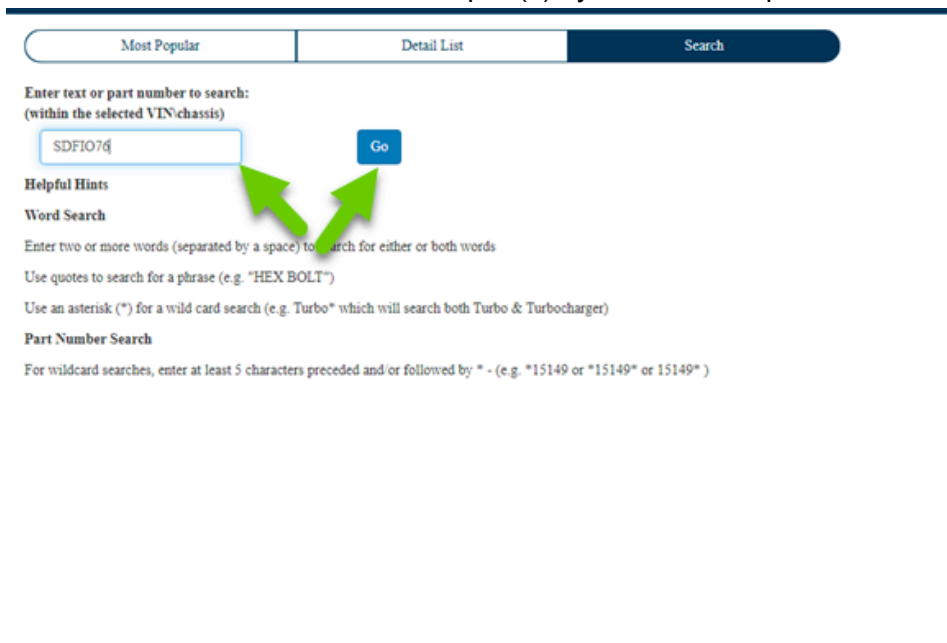
Most Popular: This tab allows you to browse the catalog for parts by selecting a category and sub-category. Select the category and check your selections.

Maintenance Chassis Engine Crash					Filter:
	PART NUMBER	DESCRIPTION	OPTIONS	FIG	
BATTERY, CRANKING					
<input type="checkbox"/>	FLTBTC	FLEETRITE BATTERY; APPLICATION: AUTOMOTIVE; TIER LEVEL: GOLD; GROUP: GROUP 31; COLD CRANKING AMPS (CCA): 660; RESERVE CAPACITY (RC): 160		02K1T	
BLADE, WINDSHIELD WIPER					
<input type="checkbox"/>	353	BLADE, WIPER WINDSHIELD LEFT		06SLV	
<input type="checkbox"/>	40551	WIPER, WINDSHIELD ELECTRONIC, MODULE		3554255C98	
FILTER, CABIN FRESH AIR					
<input type="checkbox"/>	3839	FILTER RECIRCULATION		3728428C23	
<input type="checkbox"/>	395	FILTER, EMBER		13LHX	
FILTER, FUEL ENGINE MOUNT					
<input type="checkbox"/>	18842	KIT, FUEL FILTER ELEMENTS (PRIMARY & SECONDARY)		884011L001	
FILTER, OIL					
<input type="checkbox"/>	1899	KIT OIL FILTER		884013B002	

Detail List: This tab allows you to browse the catalog for parts by selecting a category and sub-category.

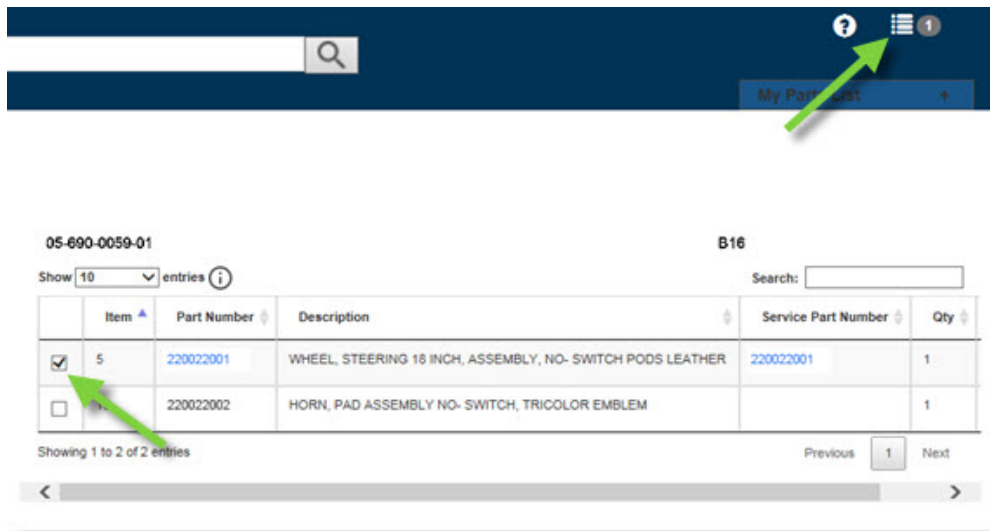


Search: Click this tab to search for part(s) by one or more part numbers or keywords.

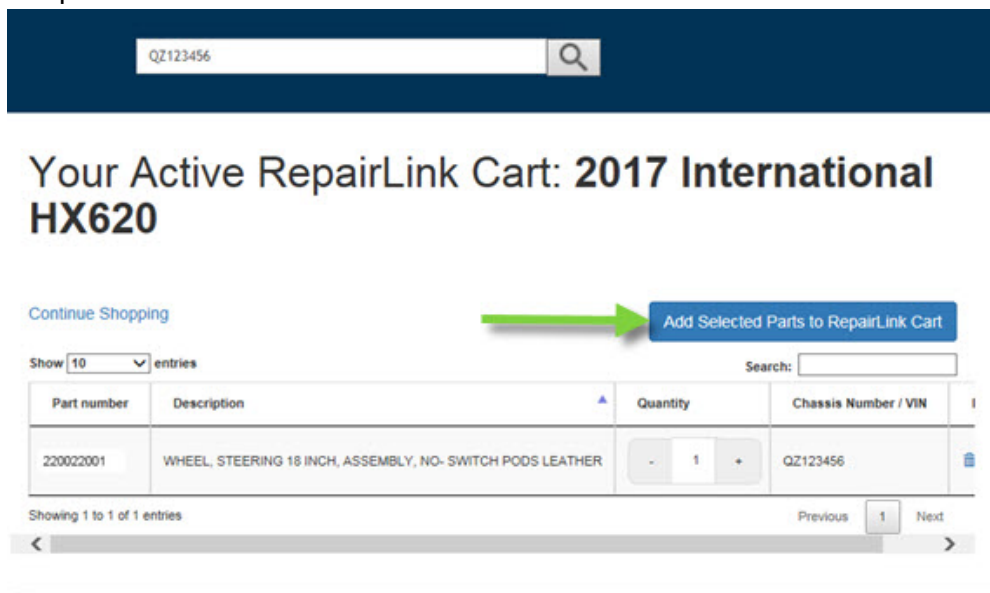


Once you have located the part(s) in the catalog:

- Check the box to the left of parts you want to order. Selected parts will be added to OnCommand's Part List feature.
- Click the **Parts List** icon in the upper right-hand corner of the catalog to access the selected parts.



Click **Add Selected Parts to RepairLink Cart** to send the part(s) to your cart in RepairLink Shop.




The Catalog will display a confirmation message indicating the parts have been added to the RepairLink shopping cart.

- If you want to locate and add additional parts from the catalog, click **Continue Shopping** and repeat this process.
- If you are ready to return to RepairLink Shop, close the browser tab/window that displays the catalog.

QZ123456

Your Active RepairLink Cart: 2017 International HX620

[Continue Shopping](#) 

Parts Successfully added to the RepairLink Cart

[Add Selected Parts to RepairLink Cart](#)

Show entries Search:

Showing 1 to 1 of 1 entries Previous Next


○

Return to the RepairLink Shop tab/browser. You are now ready to send your order to your selected dealer.

Option 4: Locate Parts by Category

Click on a part category to begin your search.

Part Categories

Accessories	Engine Block Heater	HVAC
Air Intake	Engine Hose	Internal Component
Belt 	Engine Oil Pan	Mounting
Brakes	Engine Sensor	Oil Pump
Bus Body Part	Engine Solenoid	Pulley
Cab and Body	Engine Tube	Rear Axle
Clutch	Engine Valve	Safety Equipment
Cooling	Exhaust	Spring
Cylinder Head	Exhaust System	Standard Part (Service)
Differential	Filter	Steering
Dipstick	Fluid And Chemical	Suspension
Distributor	Flywheel	Throttle Body
Driveline	Frame	Tool, Speedometer, and Misc.
Driveshaft	Front Axle	Trailer
Drivetrain	Front End Sheet Metal	Transmission
EGR System	Fuel System	Turbocharger
Electrical Harness	Fuel Tank	Unclassified
Electrical System	Gasket	Wheel
Electronic Engine Controls	Hardware	
Engine Assembly	Hose and Tube	

Use the Filter Results column to narrow your choices further until you locate the part you need.

1. Review the pricing and availability information.
 - Change the **Qty. Req.** field if you need more than one part.
4. Click **Add To Cart** to send the part to your shopping cart.
5. Repeat this process to add additional parts, if needed.
6. You are now ready to send your order to the selected dealer.

Part Search > Brakes

150,180 results for "Brakes"

[Go Back](#)

Filter Results

Category ▾

- [ABS ECU \(19\)](#)
- [ABS Sensor \(131\)](#)
- [Air Brake Component \(23\)](#)
- [Air Brake Compressor \(607\)](#)
- [Air Brake System \(663\)](#)
- [Air Driver and Cartridge \(198\)](#)
- [Air Tank \(3\)](#)
- [Brake Bracket \(2804\)](#)
- [Brake Camshaft \(601\)](#)
- [Brake Chamber \(336\)](#)
- [Brake Drum \(125\)](#)
- [Brake Hardware \(172\)](#)
- [Brake Hose \(60\)](#)
- [Brake Master Cylinder \(127\)](#)

REPLACEMENT HUB /DRMSTH Part #: HLAR003149 + Hazardous materials: No See full description	\$309.63 List Price: \$560.75 Available: Available POC: N/A	Qty Req: 1 ▾ Add To Cart
REPLACEMENT15X4QCBRAK Part #: HLAR003277 + Hazardous materials: No See full description	\$149.24 List Price: \$270.29 Available: Available POC: N/A	Qty Req: 1 ▾ Add To Cart
REPLACEMENTBRAKEASS15 Part #: HLAR001274 + Hazardous materials: No See full description	\$426.80 List Price: \$772.94 Available: Available POC: N/A	Qty Req: 1 ▾ Add To Cart
REPLACEMENTBRAKEASS15 Part #: HLAR001275 + Hazardous materials: No See full description	\$426.80 List Price: \$772.94 Available: Available POC: N/A	Qty Req: 1 ▾ Add To Cart
REPLACEMENTSHOE&LININ Part #: HLAR001756 + Hazardous materials: No See full description	\$73.51 List Price: \$133.13 Available: Available POC: N/A	Qty Req: 1 ▾ Add To Cart

Step 4: Review and Submit Your Order

When you are done adding parts to your cart, click the Shopping Cart icon to view your shopping cart details.

Automotive | **International / IC Bus**


VIN / Select Recent | Make / Year / Model | Part Number

VIN Most Accurate | Make / Year / Model ▾ | Part Number | [Search](#)

Welcome: Automated Test Automation

[Print](#) | [Logout](#)

gement ▾ | [Promotions](#) | [Help Center](#) | [What's New](#)

 [Shopping Cart](#)

Review each part's pricing and availability information displayed in the Parts List section.

Change the requested quantity on any line item.

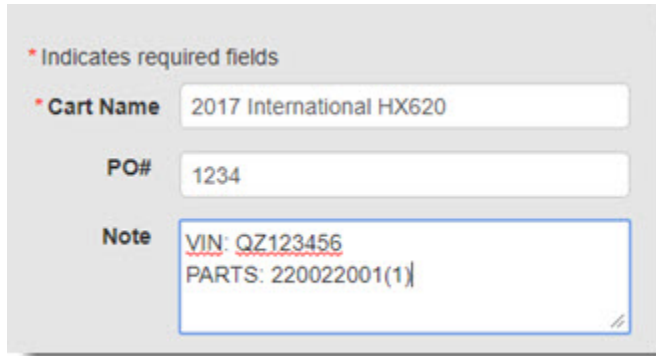
Review your **delivery option** and change as necessary. (Learn about selecting delivery options.)

Click **Delete** to the right of any part to remove it from the cart.

<input type="checkbox"/>	Part Number	Part Description	Brand	Promotion	Pricing	Req Qty	Availability	Availability PDC	Delivery option	Net Price	Delete
<input type="checkbox"/>	CP20TS1001	ENGINE VARIABLE TIMING SOLENOID			List Price: \$52.44 Price: \$54.22	1	Available	N/A	Standard ▾	\$54.22	Delete

When you are ready to complete your order:

- If blank, provide a name for the order in the **Cart Name** field. (Consider using the *Make/Year/Model* or *VIN* so you can identify the order.)
- Type your reference number in the **PO#** field.
- If needed, type additional instructions or comments for the dealer in the **Note** text box.



* Indicates required fields

* **Cart Name** 2017 International HX620

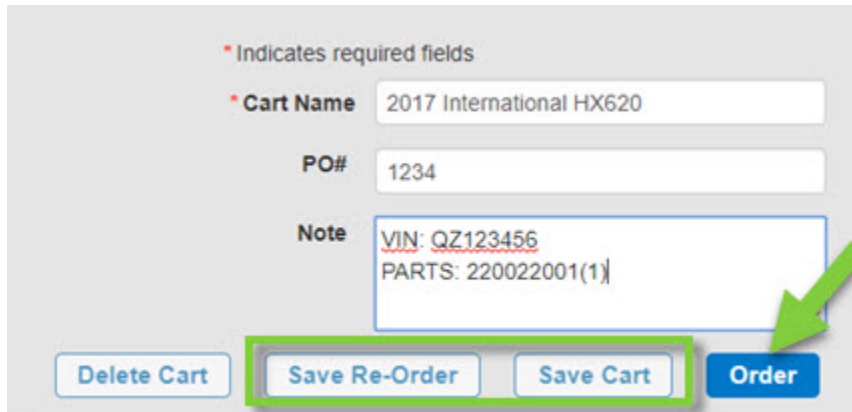
PO# 1234

Note VIN: QZ123456
PARTS: 220022001(1)

To complete the order:

If the parts list is a common order that you want to repeat in the future, click **Save Re-Order** so you don't have to spend the time re-typing it. (Click [here](#) for more information.)

- If you want to close the cart for now, click **Save Cart** to complete and submit it at a later time. (Click [here](#) for more information.)
- If you are ready to submit the parts list to your dealer now, click **Order**.



* Indicates required fields

* **Cart Name** 2017 International HX620

PO# 1234

Note VIN: QZ123456
PARTS: 220022001(1)

Delete Cart Save Re-Order Save Cart Order

Step 5: Tracking Your Order

Stay updated on the status of your ASAP delivery with our on-demand DeliverNow service. Easily track the progress of your order in your Order/Cart Management order details. You'll receive text and on-screen notifications throughout the different stages of the delivery process, so you're always in the know.

Congratulations on successfully navigating RepairLinkShop.com! You're now ready to confidently order truck parts online. Remember, our Mid-State Truck Service dedicated parts support team is always here to help if you have any questions or need assistance. For more helpful how-to videos, check out the [Repairlinkshop.com](https://www.repairlinkshop.com) videos here.